





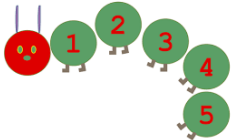


Medium Term Plan

Year Group : Nursery

Term : Autumn ONE

Why do you love me so much?

	To support this topic we will.....	We will do this by.....	At the end of the topic your child will.....
<p>Personal, Social and Emotional Development.</p>	<p>Talk about different feelings, and why we sometimes feel the way we do. We will explore different feelings, and how our actions may affect how others feel.</p> 	<p>Read key text Sometimes by Emma Dodd. Display mirrors and different pictures of different feelings.</p>	<p>Be able to identify some of our feelings and talk about what makes us feel this way.</p>
<p>Physical Development.</p>	<p>Talk about our brilliant bodies, and what they can do.</p> 	<p>Outdoor activities and obstacles with equipment, think about all the different ways our bodies can move, running as fast we can, jumping, and hopping.</p>	<p>Children will be able to talk about some of the amazing things their bodies can do, and what makes them so special.</p>
<p>Communication and Language</p>	<p>Share different stories about ourselves discuss with children different aspects of the text, ensuring children are developing their listening and attention.</p> 	<p>Read key text We are all different, and various others. Encourage children to use phrases and words from the story.</p>	<p>Children will be able to listen to stories with increasing attention and recall.</p>

<h2>Literacy</h2>	<p>Share stories encourage children to listen carefully, highlight different words that sound different or words that rhyme.</p> 	<p>Read text Guess how much I Love You story. Children to be able to talk about who they love, who is in their family. Draw pictures of the people in their family.</p>	<p>Children will begin to identify how some words sound different and how some words rhyme.</p>
<h2>Mathematics</h2>	<p>Provide opportunities within the daily routine to develop counting objects, and each other.</p> <p>Place numbers in and around the environment for children to see and become familiar with.</p> 	<p>Count the children together at registration. Count how many pieces of snack we need. Point out numbers around the environment and ask children if they know what numbers they are.</p>	<p>Children will be able to count and recognise numbers with growing confidence.</p>
<h2>Understanding of the World.</h2>	<p>Learn all about what our bodies look like and our different body parts.</p> 	<p>Draw around one of the staff. Talk about the things they have noticed. Display body parts cards, encourage children to label pictures of themselves.</p>	<p>Children will be able to identify some of our body parts and how they help us do different things.</p>
<h2>Expressive Arts and Design.</h2>	<p>Think about ourselves, what we look like, what makes us happy, what makes us sad.</p> 	<p>Create All About me display with pictures children draw of themselves.</p>	<p>Children will be able to create simple representations of themselves.</p>