







# Reception - AUTUMN ONE MTP

## Do You Want to Be Friends?

	To support this topic we will.....	We will do this by.....	At the end of the topic your child will.....
<p>Literacy</p> 	Read about a variety of ways to make friends.	Spend a week in 'Friendship circles' learning about each other and listening to stories about friendship.	Know why sharing and kindness is important in making and keeping friends. Know of characters in books who became good friends.
<p>Mathematics</p> 	Be counting, problem solving and sorting into groups.	Solving problems faced by seaside characters in our friendship stories.	Be able to solve problems involving numbers and sort objects into groups.
<p>Understanding the World</p> 	Learn about people who help us.	Take a walk around school and photograph all the different people who are there to help us. Use our hospital roleplay area and small world areas to learn about how the emergency services help us.	Tell you who will help them in school and in an emergency.
<p>Expressive Arts and Design</p> 	Make Friendship paintings.	Design and make a portrait of a friend for our classroom display. Create scenes of friendship using small world people and lego.	Be able to know what friendship looks like; people sharing, talking kindly to each other; children playing together.
<p>Personal, Social and Emotional Development</p>	Talk about how to make and keep friendships.	Have daily circle times where we practise sharing, turn taking and speaking kindly to each other. We will talk about why friends are important and	How to make friends using their words and actions. To keep friends by sharing, turn taking and speaking kindly every day.

		how to be a good friend.	
<p>Communication and Language</p>	<p>Talk about how we can become good friends.</p>	<p>We will play games to learn each other's names. We will use learn words and phrases to help us share and play with each other..</p>	<p>Invite friends into their play and use their language skills to keep their play going happily.</p>
<p>Physical Development</p> 	<p>Use our P.E. topic of Games.</p>	<p>We will learn how to work as a team using a parachute and other games. We will share sports equipment safely and fairly. We will practise taking turns.</p>	<p>Play sports games in teams knowing how to play fairly.</p>
<p>British Values</p> 	<p>Teach mutual respect and how to make democratic decisions.</p>	<p>Introduce the value of respect by celebrating what is special about each of us. We will introduce class voting times where children vote 'yes or no' and take part in decision making.</p>	<p>Know that each of us is special and that we should celebrate our differences. That our voice is heard when we vote in our classroom.</p>